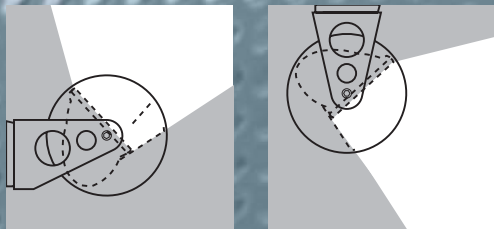


... the dotted line®

from the innovators
in high performance
asymmetric lighting



elliptipar

...there is no equal™

... the dotted line®

*elegance in
bright
anodized
aluminum*



Large Cylinder ... Style 137
(with radial baffle)

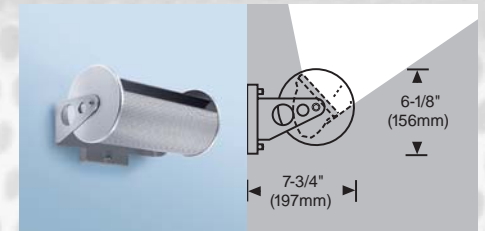
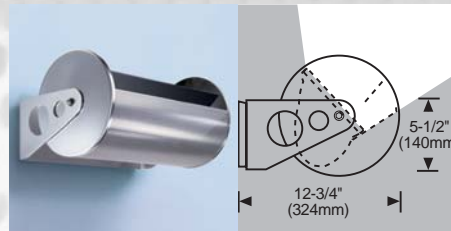
... 300W to 1000W halogen,
175W to 2 x 400W metal halide
... 250W or 400W metal halide lamps are position
oriented for high output and warm color




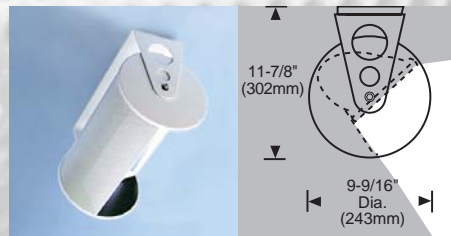
Small Cylinder ... Style 133

... 100W to 350W halogen for full spectrum
color and dimming
... 70W and 150W ceramic metal halide
offer excellent color rendering, warm color

*A perforated aluminum
cylinder with a brushed
aluminum yoke,
... the dotted line
houses a precisely
extruded aluminum
reflector for maximum
asymmetric performance.*



Wall mount with asymmetric yoke



Ceiling mount with symmetric yoke

This powerful wallwashing/uplighting tool is available in two sizes. Either can be made to appear non illuminated or luminous. Choose a white opaque aluminum splay for a non illuminated housing or a translucent glass splay for luminous perforations, with or without color.

Recessing the micro-prismatic lens provides substantial cutoff of brightness. A horizontal radial blade baffle offers additional brightness control making **...the dotted line** perfect for lighting private offices and conference rooms without causing glare at the sight line. Full round end plates provide a consistent profile, regardless of aiming.

Products illustrated are UL listed for both U.S. and Canadian requirements and are covered by U.S. and foreign patents and patents pending.

For a demonstration, catalog datasheets, performance data or application assistance, call your local **elliptipar** representative. For the name of your nearest representative, call our Customer Service Department or visit our Website.



elliptipar

... there is no equal™

114 Orange Avenue
West Haven, CT 06516
203.931.4455 Fax: 203.931.4464
www.elliptipar.com