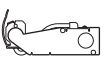
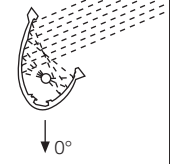
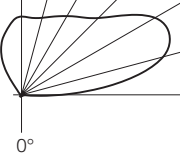
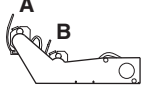
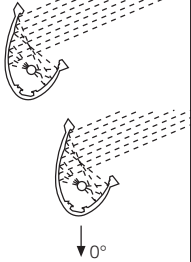
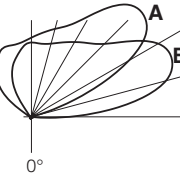
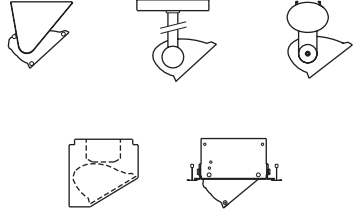
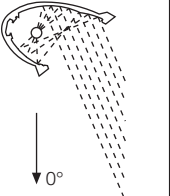
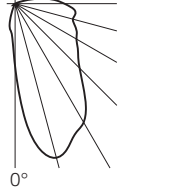
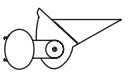
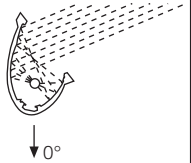
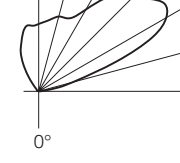


Style Numbers	Luminaire Sketches	Reflector Orientation for Photometric Test	Candela Distribution	File Name	Photometric Type	Location of Maximum Candlepower	Adjustability	Lamp	Lamp Multiplier
---------------	--------------------	--	----------------------	-----------	------------------	---------------------------------	---------------	------	-----------------

T5 Linear Fluorescent - Xtra SMALL Reflector

305				49304-2'.IES	C	115°	Adjustable	F14T5 F24T5 HO	0.68 1.00
				49304-3'.IES	C	115°	Adjustable	F21T5 F39T5 HO	0.60 1.00
				49304-4'.IES	C	115°	Adjustable	F28T5 F55T5 HO	0.58 1.00
				49304-5'.IES	C	115°	Adjustable	F35T5 F80T5 HO	0.52 1.00
307	 F307 Dual xtra Small. Model using 2 rows of F305. (See above) Each reflector is independently adjustable.			A 49304-2'.IES	C	115°	Adjustable	F14T5	0.68
				B 49304-2'.IES	C	115°	Adjustable	F24T5 HO	1.00
				A 49304-3'.IES	C	115°	Adjustable	F21T5	0.60
				B 49304-3'.IES	C	115°	Adjustable	F39T5 HO	1.00
				A 49304-4'.IES	C	115°	Adjustable	F28T5	0.58
				B 49304-4'.IES	C	115°	Adjustable	F55T5 HO	1.00
				A 49304-5'.IES	C	115°	Adjustable	F35T5	0.52
				B 49304-5'.IES	C	115°	Adjustable	F80T5 HO	1.00

T5 Linear Fluorescent - SMALL Reflector

101 102 105 106 109 110 115 210				45225-2'.IES	C	15°	Adjustable	F14T5 F24T5 HO	1.00 1.48
				45225-3'.IES (except Style 210)	C	15°	110: Non-Adjustable	F21T5 F39T5 HO	1.00 1.67
				45225-4'.IES	C	15°	210: Maximum candlepower adjustable to 10°, 15°, 20° or 25°	F28T5 F55T5 HO	1.00 1.72
				45225-5'.IES (except Style 210)	C	15°		F35T5 F80T5 HO	1.00 1.92
				105 106 109 with visor				52764-2'.IES	C
52764-3'.IES	C	125°	Adjustable					F21T5 F39T5 HO	0.60 1.00
52764-4'.IES	C	125°	Adjustable					F28T5 F55T5 HO	0.58 1.00
52764-5'.IES	C	125°	Adjustable					F35T5 F80T5 HO	0.52 1.00

