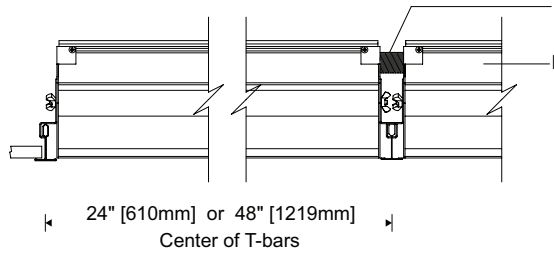
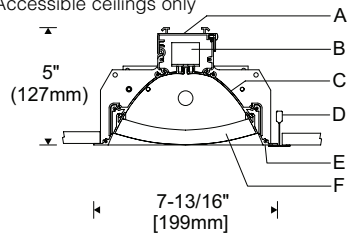

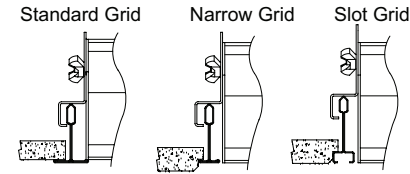


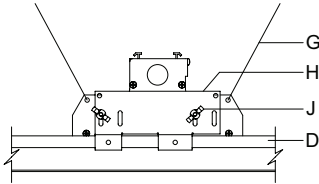
Style 3037 1:8 Scale
Recessed Stack Light
Accessible ceilings only



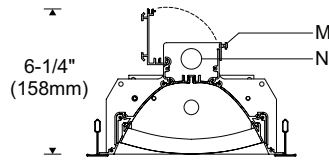
Accessible Ceiling Compatibility



Detail at End Hanger

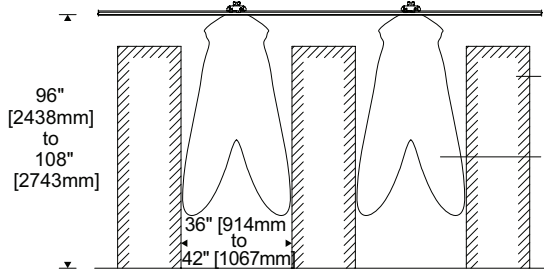


Ballast/Wiring Access



Application

Book stacks must be coordinated with overhead accessible ceiling grid



Specifications

- | | | | |
|---|--|---|--|
| A Extruded aluminum ballast cover | F Snap-in semi-specular parabolic cross baffle, 25° shielding | J Wing nuts | N 7/8" dia. knock-out for supply wiring (by others) |
| B Integral electronic ballast | G Supplemental support wires (by others) | K Conduit or close nipple between fixtures (by others) | P Typical book stack, server rack or archival shelf |
| C Specular extruded aluminum reflector | H Adjustable end hanger clamps | L Extruded aluminum ballast housing/wiring channel | R 30/30™ light distribution |
| D T-bar (accessible ceiling grid) | | M Ballast cover closure screws | |
| E Extruded aluminum trim frame | | | |

Features

- Single T5 meets or exceeds IESNA recommended light level – 30fc vertical at 30° AND complies with energy standards when used in continuous runs
- Ideal for low ceiling applications including archives and server farms
- Precise extruded reflector drives light to the bottom shelf – maximizes visibility of books and shelf utilization



Finish:

Semi-gloss white or black extruded aluminum trim frame with semi-gloss white or black end plates and trim.

Painted surfaces – 6 stage pretreatment and electrostatically applied thermoset polyester powder coating for stable, long lasting and corrosion resistant finish.

Reflector – extruded high purity aluminum with clear anodized specular finish. All hardware – stainless steel. Mounting brackets – cold-rolled steel with corrosion resistant finish.

Mounting:

Compatible with most lay-in grid ceilings with T-bar supports 24" (610mm) or 48" (1219mm) on center. Finished trim on long sides supports cut ceiling tile or can rest atop or abut grid.

End hanger clamps with wing nuts for vertical adjustment.

Supplemental wire or chain supports (by others) may be required by local codes. Units can be mounted end-to-end in adjacent tiles.

Electrical:

Use 90°C wire for supply connections. Extruded aluminum ballast cover hinges open for access to integral electronic HPF thermally protected class P ballast with end of life protection. 7/8" diameter conduit entries located at each end of ballast channel. Optional master/satellite configuration. Master supplied with 2-lamp ballast. Satellite supplied with 10' (3m) leads (conduit by others).

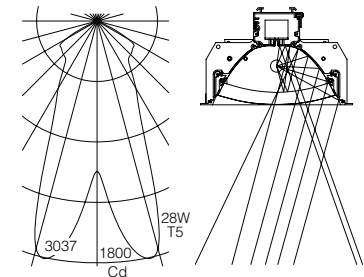
Optional emergency battery – unswitched supply is required.

Standard:

UL listed or CSA certified.

Performance

Multiple reflector segments drive light to the lowest shelves. Unique cross-baffle redirects a portion of the lamp energy that otherwise goes directly to the floor back into the main beam while providing lengthwise shielding. The result is high beam efficiency and superior surface uniformity in tall, narrow stacks.



For complete photometrics, visit thelightingquotient.com

To form a Catalog Number

3 0 3 7 | - T | | - L | | | | | | | |

1 2 3 4 5 6 7

1 Style

3037 = Recessed stack light, integral ballast

2 Lamp

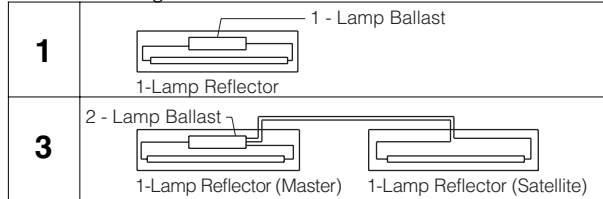
T | | | = Lamp Code

Lamp Wattage (see chart below)

Reflector Configuration, specify 1 or 3 (see chart below)

Example: T328 = two nominal 4' reflectors, each for use with one 28W T5 lamp; master/satellite ballast combination

Reflector Configuration



Lamp Wattage	Lamp Length	Lamp Number
T5 Fluorescent		
14	2'	F14T5
28	4'	F28T5

3 Mounting

L = Lay-in grid ceiling (for T-bars 24" or 48" on-center)

Project: _____

Type: _____

4 Finish

- 02 = Semi-gloss white trim frame
- 08 = Semi-gloss black trim frame
- 99 = Custom RAL or computer matched color to be specified, consult sales representative

5 Voltage/Ballast

Electronic

- 1 = 120V
- 2 = 277V
- 3 = 347V (Canada)

6 Option (See Accessories Section for specifications)

- 00 = No options
- 0E = Integral emergency battery pack, operates one lamp in emergency mode (4-foot units only).
- XX = For modification not listed, include detailed description. Consult factory prior to specifying.

7 Destination Requirement

- 0 = UL listed or CSA certified for U.S.
- J = UL listed or CSA certified for Canada

Example

3037 - T128 - L - 02 - 1 - 000

Recessed stack light for use with 28W T5 lamp in 4' reflector. For use in lay-in grid ceilings with T-bars spaced at 48" on center. Semi-gloss white trim frame. Integral 120V electronic ballast. UL listed or CSA certified for U.S.

Accessories

Order separately. See Accessories Section for specifications.

AFK000X | | = Ballast fuse kit

- 0 = U.S.
- J = Canada

