



elliptipar® 
there is no equal™


Style M159 Ovalinear

70W CMH units at 4' setback and 10' on-center spacing illuminate a 17' wall at The Lighting Quotient.

Versatility,
Durability,
Sustainability

Now IP66 rated

Style M159 Ovalinear



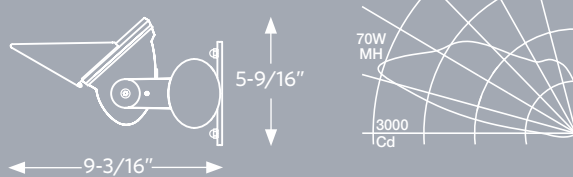
Lighting the Vertical Plane

Energy efficient wall washing — scaled for surfaces between 8' and 16'



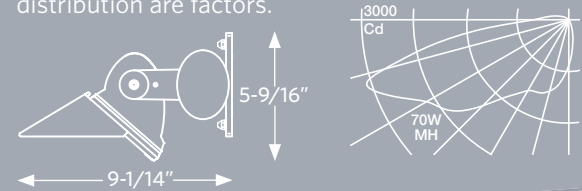
Uplighting

Compact size — ideal for unobtrusive uplighting of exterior canopies



Lighting the Ground

High performance asymmetric lighting for broad areas where pedestrian scale and controlled distribution are factors.



- Compact size integrates easily with site architecture
- Adjustable asymmetric distribution focuses on target surface while minimizing spill light
- Broad lateral coverage maximizes surface uniformity while minimizing number of fixtures
- High color rendition CMH lamps (81-85 CRI)

- Cold-start electronic ballast (-20° F, -30° C) assures reliable operation
- Unique cutoff visor forms a continuous weep slot without light leak
- CMH lamps offer long life (12,000 hours) and high lumen maintenance (75-80% at 40% life)
- Surface, cantilever, pendant and slipfitter mountings provide design flexibility
- Extruded, high-purity aluminum reflector

- Die-cast aluminum ballast compartment offers rugged construction
- Captive stainless steel door fasteners with seize-proof inserts provide tamper-resistant enclosure
- Electrostatically-applied thermoset polyester powder coat (1,000-hour salt spray) assures a durable finish
- Efficient 20, 35 and 70W CMH lamps (92 lumens per W) blend well with nighttime surrounds
- Ingress protection rating of 66 (IP66) and Cradle to Cradle® Silver Certification

elliptipar 
there is no equal™

tambient 
green in any color®

fraqtir™ 
shaping LED science™

The Lighting Quotient
114 Boston Post Road, West Haven, CT 06516
Tel 203.931.4455 Fax 203.931.4464
www.TheLightingQuotient.com



U.S. Patent No. D468,473



THE LIGHTING **QUOTIENT**™