

**Features**

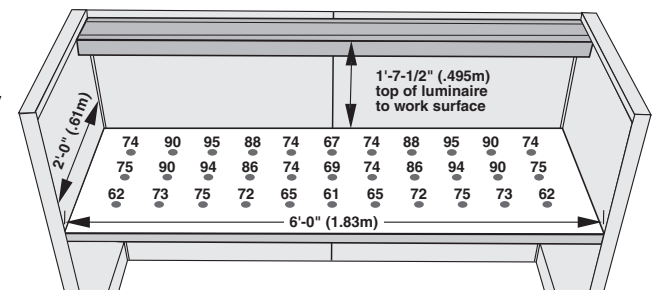
- Low profile workstation task lighting from a single T5 lamp
- Provides balanced brightness on work surfaces and vertical panels
- Integrates with embedded wireless controls (consult factory)
- Available in lengths from 36" to 96"
- Choice of mounting options
- Portable – may be reconfigured along with the furniture



**Performance**

Illuminance levels for low lamp height position for P201 shown. Ballast factor 0.98, input watts 52.

For complete photometrics, see [thelightingquotient.com](http://thelightingquotient.com).



**Specifications**

**Finish:**

Painted housing, fillers, decorative end plates, and mounting accessories (panel hooks, end mount rails, stanchions).

Painted surfaces – environmentally friendly 6-stage pretreatment and electrostatically applied thermoset powder coat provides a long lasting, scratch resistant finish. Choice of standard colors. RAL and computer matched colors available on request.

Reflector – extruded aluminum, chemically brightened and clear anodized.

**Mounting:**

P201 has a continuous mounting slot along the rear of the unit, and can be mounted to a wall, furniture panel, or desk clamp stanchion. P201 cords are routed along the mounting slot and can be specified for right- or left-hand exit.

L202 has a smooth back surface for mounting with end mount rails (for 24" wide end panels) or with desk clamp stanchions.

P202 cord exits are specified left or right, rear or bottom of unit, depending on mounting method. Stanchions feature a cord management slot.

**Electrical:**

Integral electronic ballast is HPF thermally protected class P, 120 volt. BF > 0.98. Programmed start maximizes lamp life and minimizes energy use.

Cord – 9' 18-3 SJT, molded NEMA 5-15 grounded plug, factory installed. Chicago Code cord with integral circuit breaker available. Low profile grounded plug with 45° rotation is standard. Black is standard; gray cords are available at additional cost.

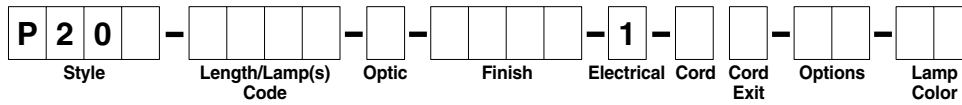
Standard output T5 lamps are included. Choose from 3000K, 3500K and 4100K lamps.

**Standard:**

UL listed or CSA certified.

Sample number: P201-71S6-M-EL15-1-1R-0S-35 Project: \_\_\_\_\_

Type: \_\_\_\_\_



**Style**

- P201** Workstation task luminaire with integral hang-on mounting channel and rear cord exit
- P202** Workstation task luminaire with smooth back panel and bottom cord exit

**Length/Lamps**

Code	Length (mm)	Lamp(s)	Input
36S3	35-3/4" (910)	1xF21T5	27W
48S4	47-1/2" (1205)	1xF28T5	33W
60S5	59" (1500)	1xF35T5	41W
71S6	70-3/4" (1800)	2xF21T5	49W
83S7	82-1/2" (2095)	1xF21T5 + 1xF28T5	60W
95S8	94-1/4" (2395)	2xF28T5	66W

Other lengths and lamping are available; consult factory.

**Optic**

- L** Low-mount (P201, P202)
- M** Mid-mount (P201 only)

Recommended mounting height is 48" to 50" A.F.F. for 24" deep worksurfaces, and 48" to 52" for 30" deep worksurfaces. Standard stanchions provide a height of 48" (19-1/2" above the worksurface). For IES information, consult factory.

**Finish**

- EL02** Eggshell white
  - EL06** Dark bronze
  - EL07** Silver
  - EL08** Semi-gloss black
  - EL12** British racing green
  - EL15** Warm metallic
  - TASL** Semi-gloss slate
  - XXXX** Custom color (specify or submit sample)
- or 4-digit RAL color code (color chart available)

**Electrical**

- 120 V only**
- 1** Electronic ballast

**Cord**

- 90° SW rotation plug, 9 feet:**
- 1** Black
- 3** Gray
- 7** Chicago cord, integral circuit breaker, black

**Straight plug, 9 feet (P202 only):**

- 2** Black
- 4** Gray
- 8** Chicago cord, integral circuit breaker, black

**Cord Exit**

- R** Right rear (P201 only)
  - L** Left rear (P201 only)
  - E** Right bottom (P202 only)
  - W** Left bottom (P202 only)
- E** and **W** exits (P202) are 1-1/2" from end of luminaire.

**Options**

- 00** None
- 0S** On/off switch
- XS** Dual stanchion pre-drill and integral on/off switch (P202)
- XX** Custom modification (specify)

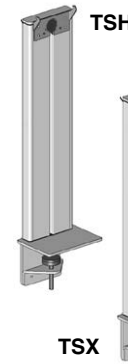
**Lamp Color**

- 30** 3000K, 85 CRI
- 35** 3500K, 85 CRI
- 41** 4100K, 85 CRI

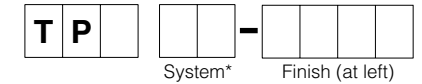
**Mounting Accessories**



\*For compatible furniture systems, see website.



**TPH Panel Hooks, pair (P201)**  
**TPR End Mount Rail Kit (P202)**

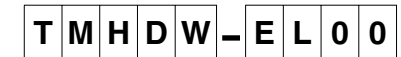


**TPH Panel Hooks** mount to slotted panel frame. Stamped and formed CRS, pair. **TPR End Mount Rails** (for 24" wide end panels) mount to slotted panel frames. Several models are available to interface with a variety of panel systems. Pair, includes pair of black interface plates.

**TPE End Mount Brackets, pair (P202)**

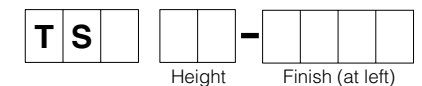
**TPE End Mount Brackets** support the ends of the luminaire, black, pair.

**TMHDW Wall Brackets, pair (P201)**



**TMHDW Wall Brackets** mount to stud framed walls, millwork, and other solid surfaces. Stamped and formed CRS, black, pair.

**TSH Desk Clamp Stanchion (P201)**  
**TSX Desk Clamp Stanchion (P202)**



**Desk Clamp Stanchions** mount to edge of worksurface – 1/2" to 3-1/4" thick. Extruded aluminum post. Resilient pads resist slippage, protect surfaces. Integral cord management. **TSH19/TSX19-** places top of luminaire 19-1/2" above worksurface. Sold individually; some luminaires require two stanchions.

