



Back of L205 showing cord exit and mounting slot

Low profile:
6" (152mm) wide,
2-1/2" (64mm) high

Louvers: High performance for maximum uplight coverage. Low brightness from below standing eye height. Lift out for re-lamping and cleaning.

Housing: extruded aluminum, radiused edges

File light risers: available for mounting to file cabinets where end panel mounting is not possible. Order separately; most luminaires require two.

Stamped metal end plates: finished black, mate with bridge stanchions and end mount rails.

T5 lamp(s) included

Decorative end plates: for use when luminaire is not end mounted. Each adds 3/8" to luminaire length.

Cord: 9' 18-3 SJT, molded NEMA 5-15 grounded plug, factory installed. Chicago Code cord with integral circuit breaker available.
Cord exits from integral mounting slot at rear of luminaire. Choose right- or left-hand exit.

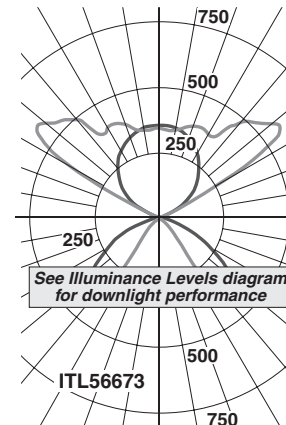


Features

- Provides task and ambient lighting from a single T5 lamp
- Illuminates the front of a file cabinet and the contents of an open drawer
- Facilitates filing and document retrieval
- Typical energy consumption is 0.6 W/sf or less
- Integrates with embedded wireless controls (consult factory)
- May be wall, panel or riser mounted



Performance



Lighter curve at left shows 180° to 0°. Darker curve shows 90° to 270°. High lamp height position, see website for alternate positions. Illuminance based on a minimum of ten workstations. Light levels will be 5-10% greater in large rooms with more workstations. Ballast factor 0.98, input watts 52, maximum candlepower at 127.5° is 592 cd. For complete photometrics, see thelightquotient.com.

Specifications

Finish:
Painted housing, fillers, decorative end plates, and mounting accessories (end mount rails, file light risers, panel clamps/hooks).
Painted surfaces – environmentally friendly 6-stage pretreatment and electrostatically applied thermoset powder coat provides a long lasting, scratch resistant finish. Choice of standard colors. RAL and computer matched colors available on request.
Reflector – extruded aluminum, chemically brightened and clear anodized.
Louver tiles – specular vacuum metalized polycarbonate with clear polymer topcoat for easy cleaning.

Mounting:
L205 file cabinet luminaires are designed for mounting below standing eye height, illuminating the vertical face of the cabinets and the contents of open drawers. Mount L205 with risers, end mount rails, panel clamps/hooks, or wall brackets.

One high-mount optical configuration for four-drawer files; recommended mounting height is 57" to 66" (top of luminaire). For task lighting without ambient uplighting for three-drawer files, see Style P205. Cord exit in rear of unit; specify right or left when ordering.

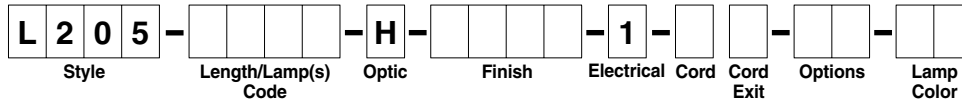
Electrical:
Integral electronic ballast is HPF thermally protected class P, 120 volt. BF > 0.98. Programmed start maximizes lamp life and minimizes energy use.
Cord – 9' 18-3 SJT, molded NEMA 5-15 grounded plug, factory installed. Chicago Code cord with integral circuit breaker available. Low profile grounded plug with 45° rotation is standard. Black is standard; gray cords are available at additional cost.
Standard output T5 lamps are included. Choose from 3000K, 3500K and 4100K lamps.

Standard:
UL listed or CSA certified.

Sample number: L205-60S5-H-EL15-1-4R-00-35

Project: _____

Type: _____



Style

L205 File cabinet mounted task ambient T5 luminaire. Each luminaire provided with one or two (tandem) T5 fluorescent lamps depending on length of unit.

Length/Lamps

Code	Length (mm)	Lamp(s)	Input
30S2	29-3/4" (755)	1xF14T5	14W
36S3	35-3/4" (908)	1xF21T5	27W
42S3	41-3/4" (1060)	1xF21T5	27W
48S4	47-1/2" (1205)	1xF28T5	33W
60S5	59" (1500)	1xF35T5	41W
71S6	70-3/4" (1800)	2xF21T5	49W
83S7	82-1/2" (2095)	1xF21T5 + 1xF28T5	60W
95S8	94-1/4" (2395)	2xF28T5	66W

Other lengths and lamping are available; consult factory.

Optic

H High-mount. Recommended mounting height is 57" to 66" (top of luminaire). Mounting height is 58" to 63" A.F.F. when standard file light riser accessories are used with common four-drawer lateral files. [Download IES file.](#)

Finish

- EL02** Eggshell white
- EL06** Dark bronze
- EL07** Silver
- EL08** Semi-gloss black
- EL12** British racing green
- EL15** Warm metallic
- TASL** Semi-gloss slate
- XXXX** Custom color (specify or submit sample)
- or 4-digit **RAL color code** (color chart available)

Electrical

120 V only

- 1** Electronic ballast

Cord

90° SW rotation plug, 9 feet:

- 1** Black
- 3** Gray
- 7** Chicago cord, integral circuit breaker, black

Straight plug, 9 feet:

- 2** Black
- 4** Gray
- 8** Chicago cord, integral circuit breaker, black

Cord Exit

- L** Left rear
- R** Right rear

Options

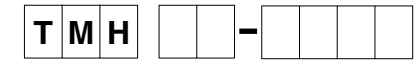
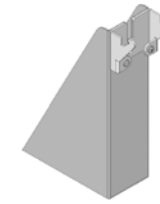
- 00** None
- 0S** On/off switch
- XX** Custom modification (specify)

Lamp Color

- 30** 3000K, 85 CRI
- 35** 3500K, 85 CRI
- 41** 4100K, 85 CRI

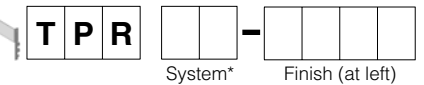

Mounting Accessories

TMH File Light Riser



TMH File Light Riser mounts to top of file cabinet. Sold individually; most luminaires require a pair of risers. Height: **01** – Standard 9", or **XX** – Custom. Finish: **EL06** – Dark bronze, **EL07** – Silver, **EL08** – Semi-gloss black, **EL12** – British racing green, **EL15** – Warm metallic, **TASL** – Semi-gloss slate, **XXXX** – Custom color (specify or submit sample), or 4-digit **RAL color code** (color chart available).

TPR End Mount Rail Kit




*For compatible furniture systems, see website.

TPR End Mount Rails (for 24" wide end panels) mount to slotted panel frames. Several models are available to interface with a variety of panel systems. Pair of rails, includes pair of black interface plates.

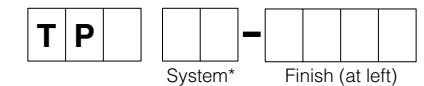
TPE End Mount Brackets, pair

Support the ends of the luminaire, black, pair.

TPC Panel Clamps, pair



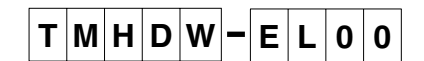

TPH Panel Hooks, pair



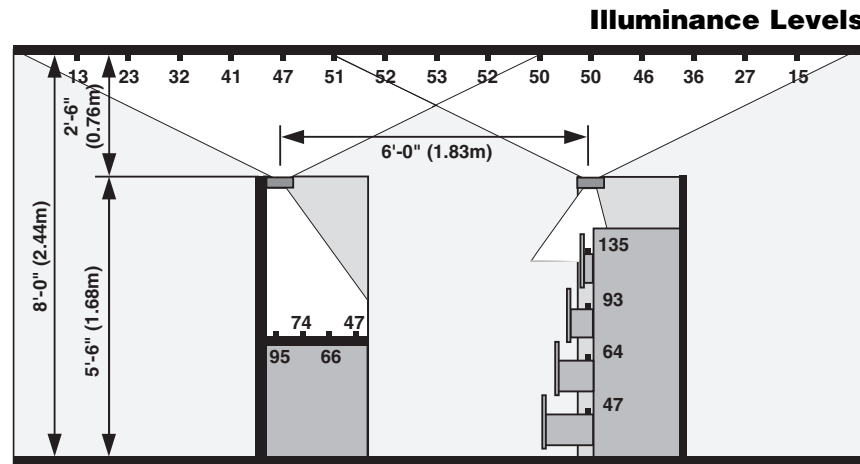
TPC Panel Clamp (pair) brackets mount luminaires to a variety of open office furniture systems. Use with rigid workstation panels 1-1/2" to 3-1/8" thick. With acoustical panels, make certain that clamps are installed where concealed panel frame provides support.

TPH Panel Hooks mount to slotted panel frame. Stamped and formed CRS, pair.

TMHDW Wall Brackets, pair



TMHDW Wall Brackets mount to stud framed walls, millwork, and other solid surfaces. Stamped and formed CRS, black, pair.



tambient from The Lighting Quotient
 114 Boston Post Road, West Haven, Connecticut 06516, USA
 Voice 203.931.4455 • Fax 203.931.4464 • thelightingquotient.com

Certain products illustrated may be covered by applicable patents and patents pending. These specifications supersede all prior publications and are subject to change without notice. Copyright © 2011 Sylvan R. Shemitz Designs, Inc., all rights reserved.