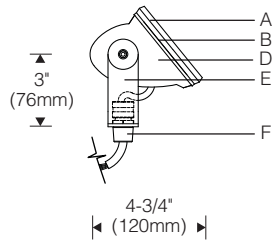
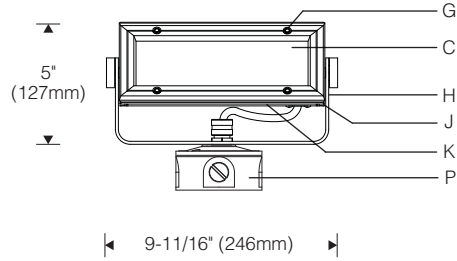


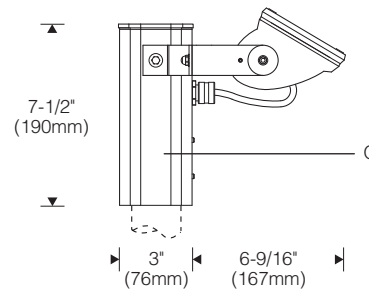
V Mount 1:8 Scale



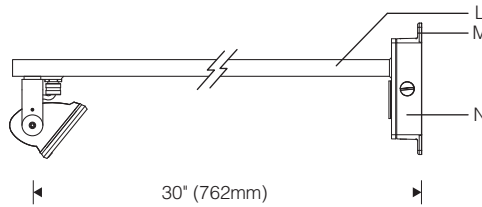
S Mount 1:8 Scale
(weatherproof outlet box included)



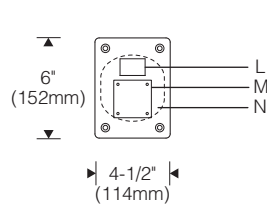
Side-Mount Slipfitter
(for use with X mount)




Cantilever: Lighting Downward 1:12 Scale
(for use with X mount)



Mounting Plate



Lighting Upward
(upward/downward optional)



Specifications

- | | | | |
|---|---|--|---|
| A Mitred extruded aluminum door frame | E Aluminum yoke | K Specular extruded aluminum housing | O Accessory extruded aluminum slipfitter for 2-3/8" O.D. pole or tenon |
| B Precured silicone door and lens gasket | F 1/2" NPT nipple | L 1" x 1-1/2" aluminum arm | P Weatherproof outlet box (S mount) |
| C Clear impact resistant tempered glass lens | G Tamper-resistant captive door screws | M Welded aluminum mounting plate with splice access cover | |
| D Die-cast aluminum end plates | H Locking set screw | N Outlet box (by others or AMS splice box (ordered separately)) | |
| | J Aluminum reveal plates (black) | | |

Optic Assembly:

Two-piece extruded aluminum heat sink housing and light engine. Exterior heat sink anodized for maximum emissivity. Removable interior extrusion treated to maximize thermal conductivity. Precision formed asymmetric optical light bar of high temperature, water-clear acrylic. Extruded aluminum door frame with captive tamper-resistant fasteners. Clear tempered glass lens with elliptical distribution holographic diffuser; maximizes lateral distribution without disturbing asymmetric forward throw.

Finish:

Exterior surfaces – 6 stage pretreatment and electrostatically applied thermoset polyester powder coating for a durable abrasion, fade and corrosion resistant finish. Choice of semigloss colors (see ordering information).

Extruded aluminum heat sink/housing plus yoke, door frame and decorative end plates are finished in color.

All luminaire hardware is stainless steel.

Mounting:

S mount provided with 1/2" NPT nipple, wet location outlet box and cover finished to match the luminaire. **V** mount provided with 1/2" NPT nipple only.

X mount for use with aluminum cantilever or slipfitter accessory (ordered separately). Top or side mount slipfitter for 2-3/8" O.D. stanchion, pole (by others).

Electrical:

Integral electronic HPF constant current driver. For complete driver specifications, see website, reference document MA-1303. Leads exit housing through watertight flush cord entry and silicone coated fiberglass sleeving with 8" (.2m) exposed beyond nipple. 60" (1.5m) leads for **X** mount.

Standard: UL listed or CSA certified for wet locations.

Approved for use in interior damp locations such as natatoriums. 5 year warranty, maximum ambient temperature 45°C (113°F).

DLC for interior wall washing only; see Qualified Product List for specific models.

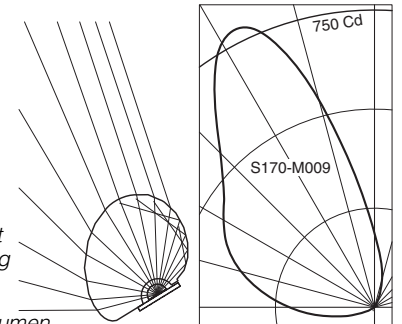
Features

- Compact size, – ideal for unobtrusively highlighting walls, facades, signs
- Durable and secure – thermal and impact resistant lens, tamper-resistant fasteners, set screw in yoke locks aiming
- Precured silicone gaskets, unique flush cord entry – seal out dirt and moisture, maintain performance



Performance

fraqtir technology uses a combination of refraction and total internal reflection, creating a distribution of light ideal for illuminating surfaces uniformly. Glare is minimized while light delivered to the target is maximized, resulting in high efficiency.



For photometric and lumen maintenance reports, visit thelightingquotient.com

L90(10k) > 60,000 hrs. @ 25°C per TM-21



