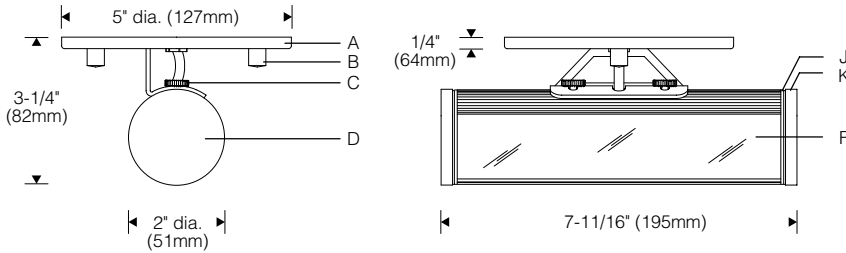
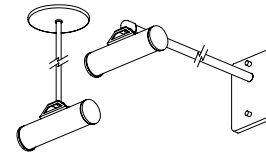


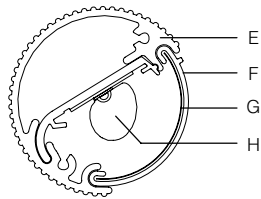
Style S099 1:4 Scale



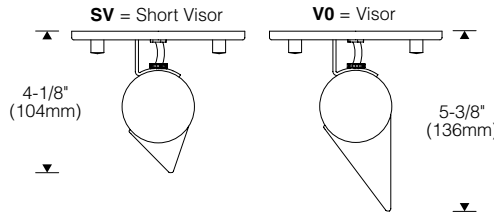
Pendant (L) and Cantilever (R) 1:12 Scale



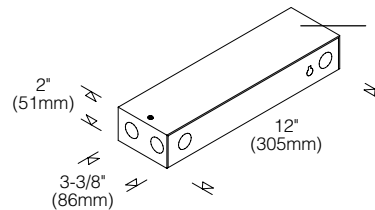
Optical Assembly 1:2 Scale



Visor Options 1:6 Scale



Remote Driver



Specifications

- | | | | |
|---|--|--|---|
| A Aluminum canopy | D Optical assembly | G Holographic diffuser | K Aluminum decorative end plate |
| B Chrome cap nuts | E Extruded aluminum heat sink/housing | H Removable light engine assembly with fraqtir™ acrylic refractor | L Remote constant current LED driver, indoor use |
| C Aluminum adjustment bracket with brass thumbscrews | F Impact-resistant extruded lens | J Aluminum reveal plate | |

Features

- fraqtir™ technology – precise asymmetric optical control
- Wide distribution – great vertical and lateral uniformity
- Adjustable and lockable aiming
- Serviceability – removable light engine



Optic Assembly:

Two-piece extruded aluminum heat sink/optic housing. Exterior heat sink anodized for maximum emissivity. Removable interior extrusion treated to maximize thermal conductivity. Precision formed asymmetric optical light bar of high temperature, water-clear acrylic. Extruded impact resistant, high temperature, acrylic outer protective lens. Elliptical distribution holographic diffuser captured within outer protective lens, maximizes lateral distribution without disturbing asymmetric forward throw.

Finish:

Extruded aluminum heat sink/housing bright anodize, white or black finish. Formed aluminum canopy, adjustable back bracket, end plates finished white or black. Painted surfaces – 6 stage pretreatment and electrostatically applied thermoset powder coat for stable, long lasting and corrosion resistant finish.

All hardware – stainless steel or nickel plated brass.

Mounting:

Cross bar mounts over recessed outlet box (by others) or directly to ceiling. Canopy mounts to cross bar via chrome cap nuts. Pendant or cantilever ordered separately; specify **X** mount. Pendant stem – 11/16" O.D. aluminum, internally threaded. 5" dia. x 1/2" aluminum canopy. Cantilever – 1" x 2" steel arm. Interface plate (under canopy) allows ±5° leveling.

Electrical:

Units are furnished with 6 foot (2m) leads for connection to remote driver Class II output. Remote electronic HPF thermally protected Class II driver mounted in aluminum enclosure.

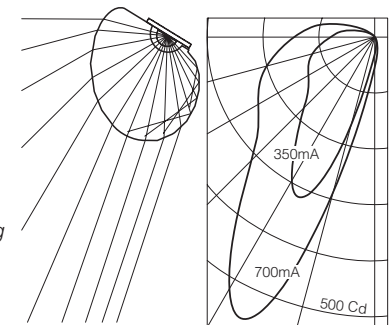
Optional electronic dimming driver; compatible dimming controls (by others). See website for dimming compatibility and specifications.

Standard:

UL listed or CSA certified for dry locations.

Performance

fraqtir™ technology uses a combination of refraction and total internal reflection, creating a distribution of light ideal for illuminating surfaces uniformly. Glare is minimized while light delivered to the target is maximized, resulting in high efficiency.



For complete photometrics including LM-79 results, visit thelightingquotient.com

Cradle to Cradle Certified™ is a certification mark licensed by the Cradle to Cradle Products Innovation Institute.



