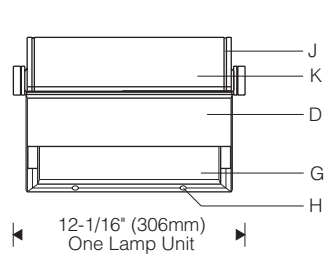
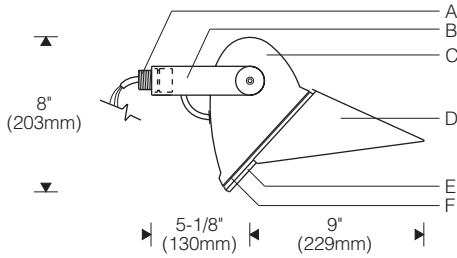
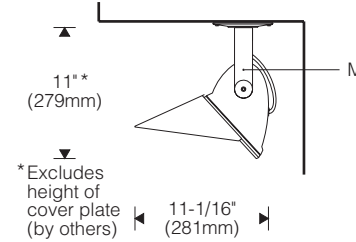


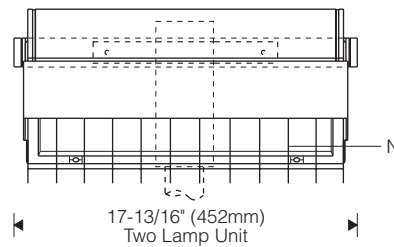
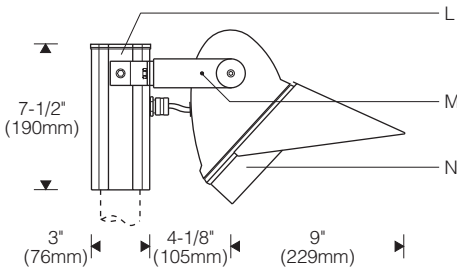
V Mount 1:10 Scale



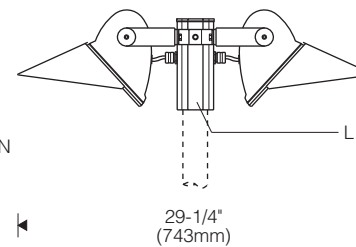
V Mount 1:16 Scale
(shown mounted under soffit/overhang)



Slipfitter: Single 1:10 Scale (For use with X Mount)



Slipfitter: Double 1:16 Scale



Specifications

- | | | | |
|---|--|---|---|
| A 1/2" NPT nipple | E Mitred extruded aluminum door frame | H Tamper-resistant captive door screws | L Accessory extruded aluminum slipfitter for 2-3/8" O.D. tenon or pole |
| B Aluminum yoke with locking set screw | F Precured silicone door and lens gasket | J Aluminum reveal plates (black) | M Locking set screw |
| C Die-cast aluminum end plates | G Clear, flat, thermal and impact resistant tempered glass lens | K Specular extruded aluminum reflector | N Accessory vertical blade cross baffle (black) |
| D Cutoff visor (included) | | | |

Finish:

Exterior surfaces – 6 stage pretreatment and electrostatically applied thermoset polyester powder coating for a durable abrasion, fade and corrosion resistant finish. Choice of semi-gloss colors (see ordering information).

Reflector and internal end plates – extruded high purity aluminum with clear anodized specular finish. All hardware and components – non-corrosive stainless steel or aluminum. Door secured with captive tamper-resistant (#10 Torx) screws in stainless steel threaded reflector inserts to prevent seizing. Yoke attaches with recessed hex socket screws.

Mounting:

1/2" NPT nipple (wet location outlet box or fitting by others).
Accessory slipfitter (ordered separately) for 2-3/8" O.D. pole, tenon or stanchion (by others). Side-mount for single or double (back-to-back) units, specify X mount.

Electrical:

Use 90°C wire for supply connections. Leads exit reflector through watertight flush cord entry and silicone coated fiberglass sleeving with 8" (.2m) exposed beyond nipple. 60" (1.5m) leads on X mount.

Twist and lock 4-pin lampholder for secure and easy relamping.

Remote electronic HPF thermally protected class P ballast rated for 0°F/-18°C starting. Weatherproof aluminum ballast enclosure includes three 7/8" dia. conduit entries and one 3/8" liquidtight conduit connector. **Maximum wire length between remote electronic ballast and fixture is 13' (3.9m) for 1-lamp reflectors and 4' (1.2m) for 2-lamp reflectors less length of pendant stem or cantilever arm.**

Optional remote ballast for dry indoor location.
For complete ballast specifications, see Accessories Section.

Standard:

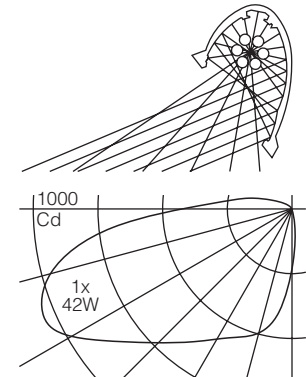
UL listed or CSA certified for wet locations.

Features

- Hex tube fluorescent for low-energy, great color, long life
- 1-lamp and 2-lamp units available for 32W or 42W lamps
- Durable, secure – extruded aluminum reflector and door frame with tempered glass lens, tamper-resistant fasteners
- Precured silicone gaskets, unique flush cord entry – seal out dirt and moisture, maintain performance

Performance

Two parabolic reflector sections drive light across the ground plane from one edge. An elliptical section redirects its light to a parabola and shields the lamp. Asymmetry is maximized resulting in high beam efficiency and superior surface uniformity. The fast "runback" minimizes wasted spill and trespass light. Wide lateral distribution permits greater spacings.



For complete photometrics, visit www.elliptipar.com.



To form a Catalog Number

F | 1 | 5 | 2 | - | - | - | - | V | | |
 1 | 2 | 3 | 4 | 5 | 6 | 7 | 8


1 Source

F = Hex tube compact fluorescent

2 Style

152 = Large outdoor, remote ballast

3 Lamp

Lamp Code	Wattage	Lamp Number
Hex Tube Compact Fluorescent 		
H132	1x32W	CFTR32W/GX24q
H142	1x42W	CFTR42W/GX24q
H232	2x32W	(2) CFTR32W/GX24q
H242	2x42W	(2) CFTR42W/GX24q

For complete lamp and ballast information, see Accessories Section. Standard hex tube lamp color is 3000K/80+ CRI.

4 Mounting

V = External yoke with 1/2" NPT nipple (wet location outlet box or fitting by others)
 X = External yoke for use with accessory side-mount slipfitter (order separately)

5 Finish

02 = Semi-gloss white
 06 = Dark bronze
 07 = Silver
 08 = Semi-gloss black
 12 = Green
 99 = Custom RAL or computer matched color to be specified, consult sales representative.

6 Voltage/Ballast

Electronic+
 1 = 120V
 2 = 277V
 3 = 347V (Canada)*

* Not available for 2 x 42W units.

+Furnished with remote ballast – maximum wire length is 13' (3.9m) for 1-lamp reflectors and 4' (1.2m) for 2-lamp reflectors.

Project: _____

7 Option

V0 = Cutoff visor included, no other options
 VD = Remote electronic ballast for dry indoor location
 VL = Micro-prismatic tempered glass lens (replaces clear, flat lens, offers smoother light pattern at reduced peak candlepower).
 VX = For modification not listed, include detailed description. Consult factory prior to specification.
Note: Cutoff visor included unless specified otherwise.

8 Standard

0 = UL, Underwriters Laboratories
 J = CSA, Canadian Standards Association

Example

F152 - H142 - V - 08 - 1 - V0J

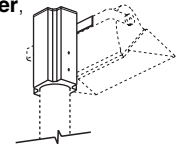
Large outdoor model for use with one 42 watt hex tube compact fluorescent lamp. External yoke with 1/2" NPT nipple. Semi-gloss black powder coat finish. Remote 120V electronic ballast in weatherproof enclosure. CSA. Cutoff visor included.

Type: _____

Accessories

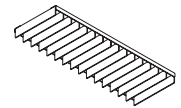
Order separately. See Accessories Section for specifications.

ASF | S | 0 = Side-mount slipfitter, for 2-3/8" O.D. pole, stanchion or tenon (for use with X mount units)
 1 = single unit
 2 = double unit (back to back)



5 Finish

AE | V | 0D0 = External vertical blade baffle, black, for lengthwise shielding
 2 = 25° shielding
 4 = 45°
 C = 1-lamp unit
 D = 2-lamp unit



AFK000X | = Ballast fuse kit
 0 = UL
 J = CSA

